

MASCOT LiveDVD

MASCOT

{MATRIX}
{SCIENCE}

Everyone attending this workshop is invited to pick up a free Mascot LiveDVD as they leave.

MASCOT LiveDVD

- Boot from DVD on any x86 PC to create all-singing, all-dancing Mascot 2.2 Server
- Uses Knoppix (Debian Linux)
- Workshop attendees can register for free 30 day, 2 cpu licence

MASCOT : *LiveDVD*

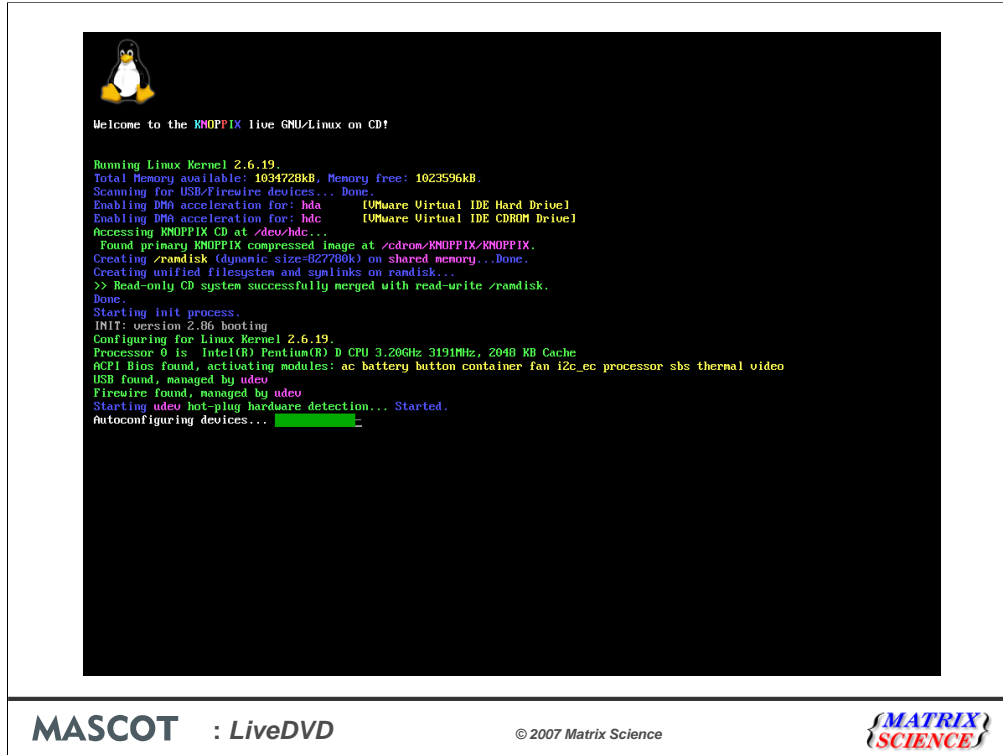
© 2007 Matrix Science



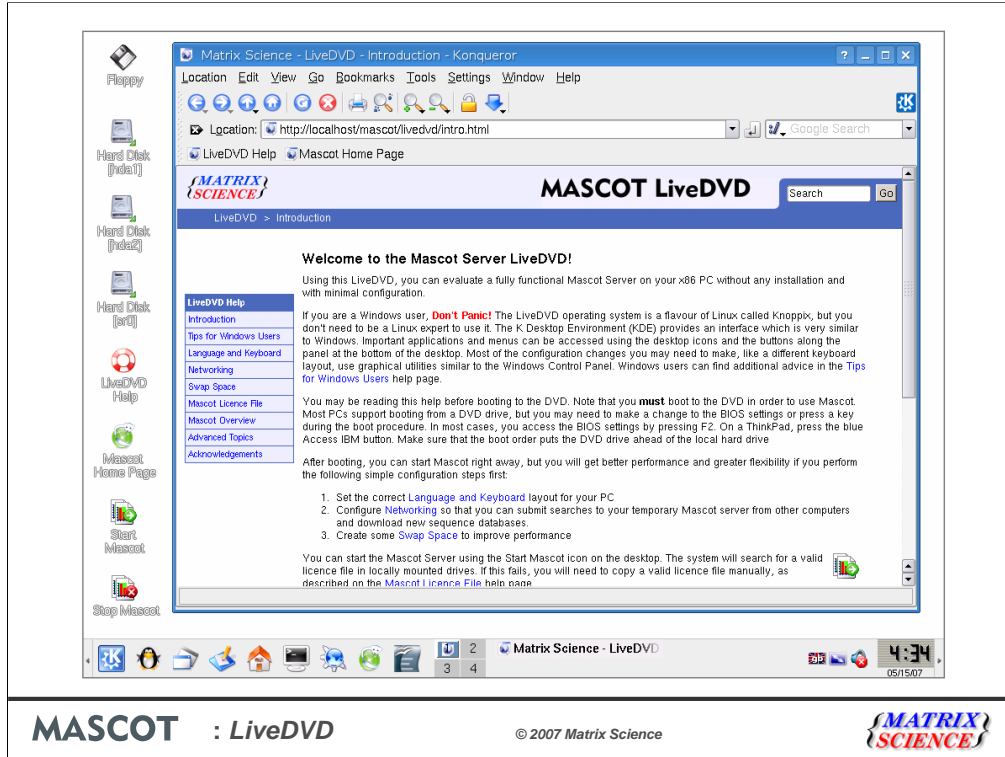
By booting off this DVD, you can create a Mascot server on any x86 PC. That is, any PC with an Intel or AMD processor, even an Intel based Mac. You don't have to install anything on the hard drive or perform any configuration!

The operating system is a flavour of Linux called Knoppix

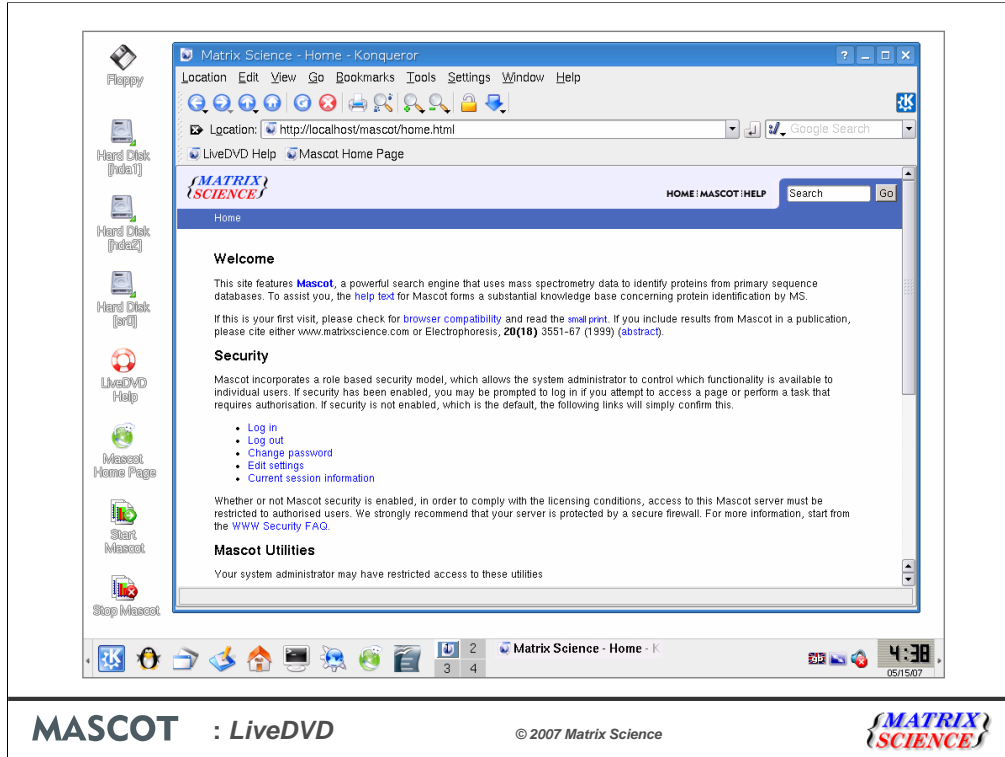
Everyone attending this workshop can register for a free, 30 day, 2 cpu Mascot licence. You register on-line, by going to the URL printed on the DVD



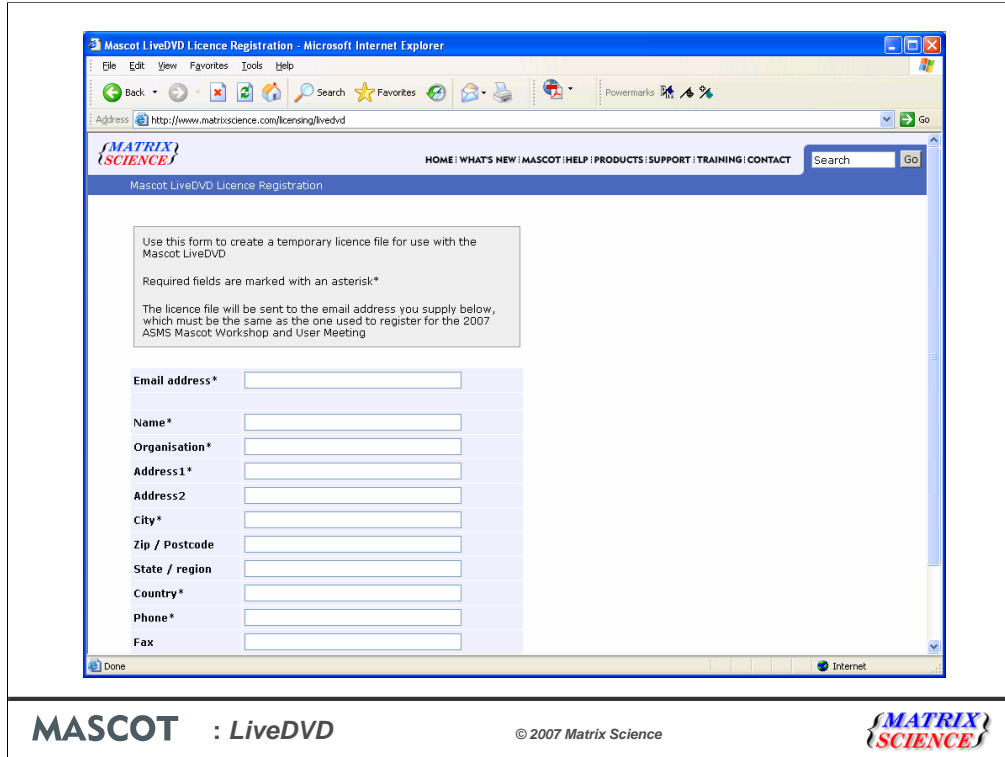
What does it look like while booting up? Colourful would be one way to describe it. If you have a dual core processor, you'll see 2 penguins, or Tuxes, as they are called. Mascot licensing is socket based, so if you boot up on a dual processor, quad core system, you'll see 8 Tuxes!



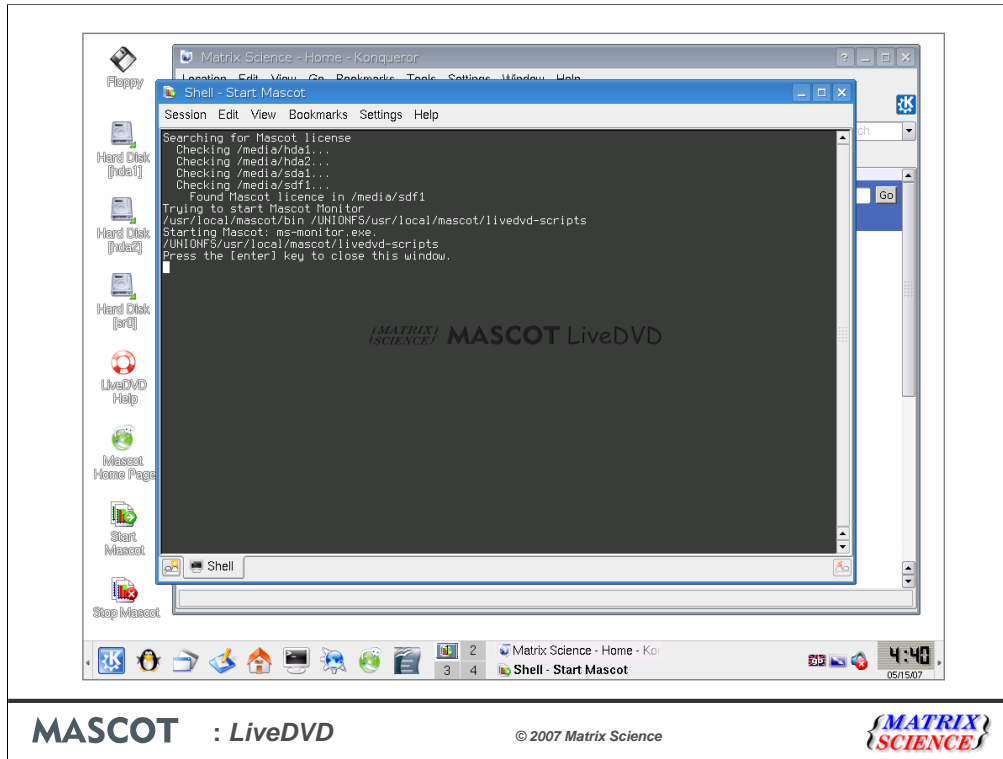
When boot-up is complete, the KDE desktop is loaded and a help file is displayed. The KDE desktop is very, very similar to a Windows desktop. You can do pretty much everything with the mouse. We have also included plenty of tips in the help for Windows users. So, even if you know nothing about Linux, you should have no problems using this LiveDVD. Note that it won't write to your hard disk unless you give it permission to do so.



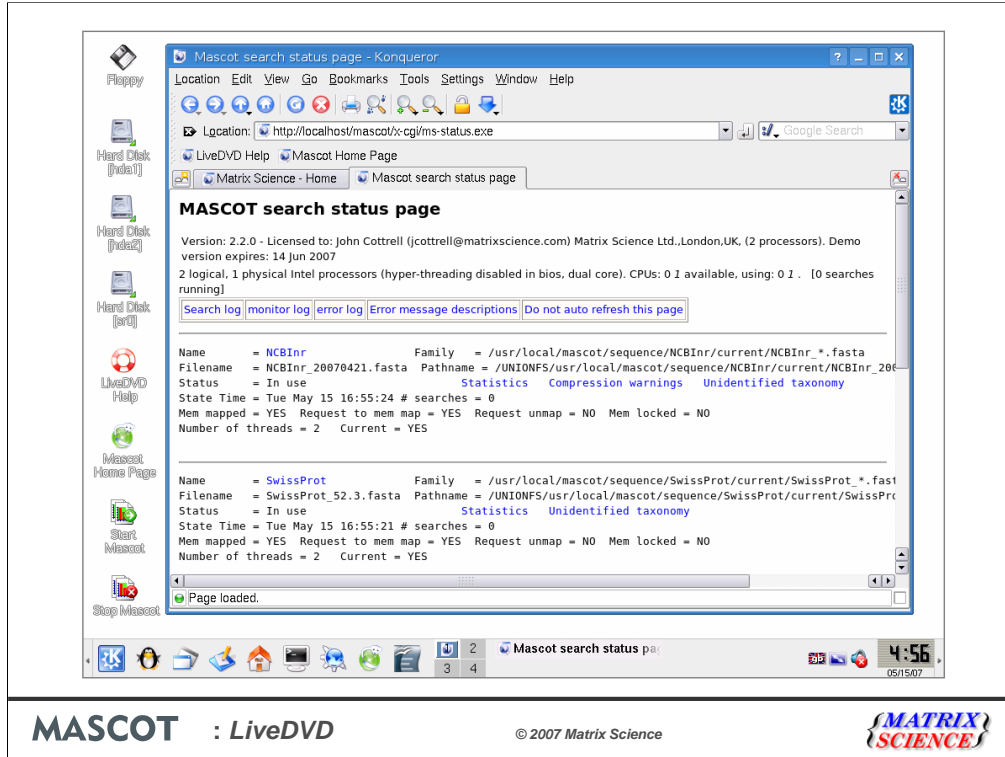
Click on the browser toolbar button to go to your local Mascot home page.



Before you can perform any searches, you need to get a temporary Mascot licence. You get this by registering on-line. The URL is printed on the DVD. Unless you use browser based email, you'll probably want to do this before booting up to the DVD, or at a different PC. Only request the licence when you are ready to use the LiveDVD, because the clock starts ticking from the date that you register.



Once you have a licence file, copy it to a USB key or floppy disk and click on the desktop icon to start the Mascot server. This will search local drives for a licence file and, if it finds one, start the Mascot server



And there we have it. An all-singing, all-dancing Mascot server. Pre-configured and pre-loaded with several sequence databases, including NCBIInr and SwissProt. You can use this temporary server just like a real one, submitting searches from other computers and using applications like Mascot Daemon and Mascot Distiller. Enjoy!